

ON LASER 2 sec = OFF

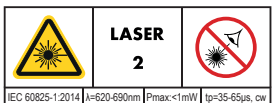
Lino L2

Transportation

User Manual:



www.leica-geosystems.com



SAP. No. 864419

- when it has to be right

Leica
Geosystems

Adapter setup

5/8"
1/4"

Usable with UAL 130

Usable with Receiver

Quick Start

Leica Lino L2

- Status LED
- Laser key
- Battery pack
- Window of vertical line
- Window of horizontal line
- Levelling lock
- Tripod thread 1/4"

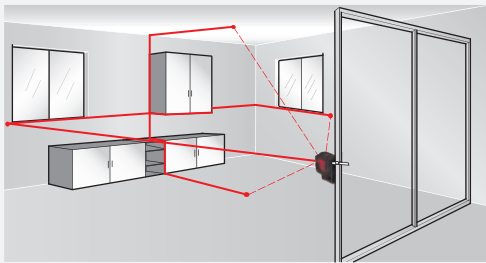
- when it has to be right

Leica
Geosystems

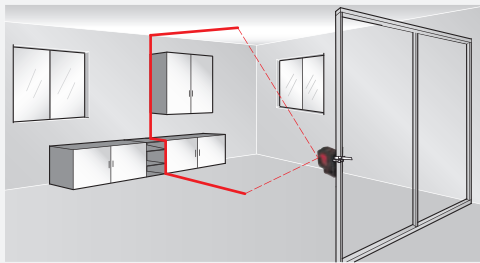
Insert batteries/Li-Ion



1x - Laser on



3x - Vertical mode



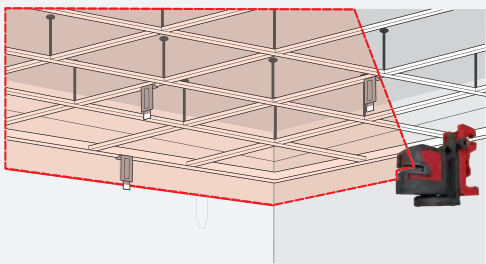
Charging Li-Ion battery



Self levelling / Levelling lock



2x - Horizontal mode



1x



+ 1x



1x



Status LED



Normal operation



Instrument locked



Low battery



Out of level