

2 sec = OFF

Lino L2P5G

Transportation

User Manual:



www.leica-geosystems.com

	LASER 2	
<small>IEC 60825-1:2014 λ=510-520nm Pmax<1mW tp=35-65us, cw</small>		

SAP. No. 864437

- when it has to be right



Adapter setup

5/8"
1/4"

360°

Usable with UAL 130

Usable with Receiver

Quick Start

Leica Lino L2P5G

- Status LED
- Laser key
- Battery pack
- Window of vertical line and plumb up point
- Window of horizontal line and horizontal transfer points
- Levelling lock
- Tripod thread 1/4"
- Window of plumbing

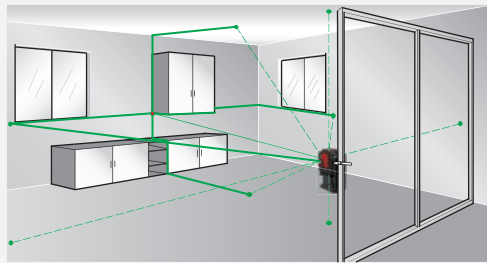
- when it has to be right



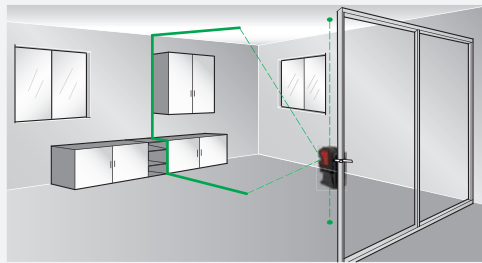
Insert batteries/Li-Ion



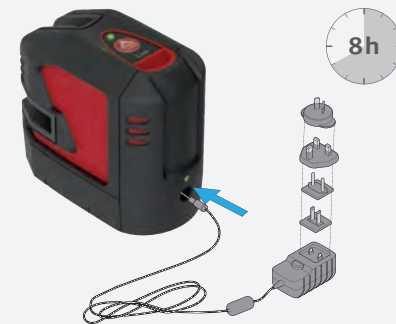
1x - Laser on



3x - Vertical mode



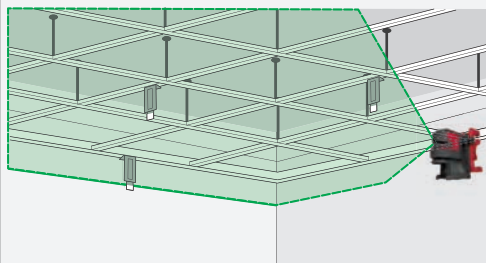
Charging Li-Ion battery



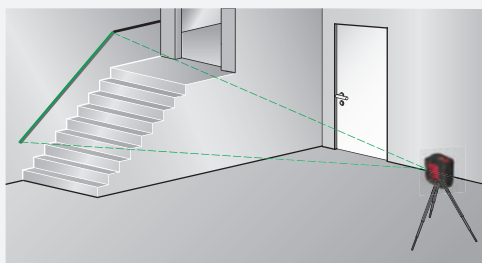
Self levelling / Levelling lock



2x - Horizontal mode



1x — + 1x |



Status LED

